

Drawspace is proud to present

The Complete Draw and Paint in Your Pyjamas Beginner Program




Instructor: Cindy Wider

Art educator, art curricula designer, gallery-represented award-winning artist, and author of *Paint in Your Pyjamas*

This unique beginner program, presented to you in six units of 7 weeks each, has successfully helped hundreds of adults and children learn to draw and paint.

Included in the program and upon request, is a complimentary e-book version of the book *Paint In Your Pyjamas* by Cindy Wider. Request your copy by emailing cindy@paintpj.com

You will also receive a beautiful certificate of completion at the end of the 6-unit program.



Before and After Drawings by Students of Cindy Wider




These pre-instruction drawings are typical of the average adult who enters the complete six-unit art program.



The completed portraits shown here are produced during the beginner level, and are also typical of results achieved after only eighty hours of instruction studying for just 2 to four hours per week.



"The progression is rapid and students are often absolutely amazed at what they have been able to achieve."
(Cindy Wider)



"The difference is awe-inspiring and often brings tears to my eyes and theirs!" (Cindy Wider)

View more images of previous and current student artworks at paintpj.com

The Complete

Draw and Paint in Your Pyjamas

Beginner Program

This beginner program includes six courses of seven weeks each. The teaching formula encourages you to work in a progressive and organized manner. When studied as a full course, the six-units provide absolute beginners with a well-rounded knowledge in the fundamental principles of art. This unique program is a beautiful blend of contemporary and traditional art skills which, over the past eight years, has successfully helped hundreds of adults and children learn to draw.

The first five units of this program can be completed in any order for people with some drawing experience or as stand-alone courses. However, if you are an absolute beginner, it is necessary to complete Unit One 'Draw in Your Pyjamas' first.

The final unit of the beginner program Unit Six 'Compose Original Art' requires all five previous units to be completed prior to commencement or intermediate level experience.

Your final project at the end of each term will be graded using a Rubric grading system with the criteria outlined at the beginning of each unit. Your grade will be recorded on your Certificate of Completion.

Level of Instruction: Pre-beginner and beginner to intermediate

Program Length: 6 full courses, each comprised of 7 weeks

Medium: Various including; Graphite pencils, charcoal with white conté and acrylic paints on canvas

Subjects: Various including; man-made objects, cartoon drawings, landscapes, abstract painting, flowers, buildings, portraiture, as well as subjects of your choice

Four Natural Gifts

This unique beginner level art tuition program is based upon four major comparison skills. These four skills (called the *Four Natural Gifts*) are currently being used in your everyday activities as individual skills, however for the purpose of drawing they need to be combined in a unique way.

This course presents you with different tasks based upon traditional and contemporary drawing methods and techniques that require you to call upon your *Four Natural Gifts*, first individually then as a whole. The *Four Natural Gifts* can never be completely separated; however, emphasis is placed on refining one at a time until all four are refined. By placing emphasis on the individual comparison skills separately through the study of certain methods and techniques that require a predominance of their use, makes it easier to learn how to draw in a much shorter period of time.

The four natural gifts are as follows:

- **Natural Gift 1: Horizontal and vertical comparison:** You are using this skill when you cannot resist the urge to straighten a crooked painting on a wall or straighten the furniture in your home. To draw a likeness in art, you use this skill to compare a line to the horizontal or vertical edges of your page.
- **Natural Gift 2: Size comparison:** When you pour a glass of cordial and get the same ratio of cordial to water every time, or near to it, you are using your gift of size comparison. You are also using it when you cut up a chocolate cake to get similar sized pieces. To draw a likeness in art, you use this skill to compare the size of objects to one another. This major skill is called proportion.
- **Natural Gift 3: Arranging objects:** When you choose to place your furniture in a pleasing manner around your home, you are using your natural gift of arranging objects. You know when it looks too cluttered and when it doesn't look quite right, so you adjust the placement until it feels pleasing to your eye. Nobody trained you to do this; it just feels right to you. To draw a likeness in art, you use this skill to compare objects to the area of background space in our art. This is called comparing negative and positive space; the major area of study is composition.
- **Natural Gift 4. Light and dark comparison:** You can guess what time of the morning or afternoon it is just by how light or dark it is outside. You can do this because you have the natural gift to be able to compare different levels of light and dark. To draw a likeness in art, you use this skill to compare very dark, medium and light values of tone; then reproduce those tones onto your page to achieve a three-dimensional appearance.

Summary of Units

Draw in Your Pyjamas

- Horizontal and Vertical Comparison: Refining your skills to be able to compare angles to a vertical or horizontal line. Also some use of your comparison of size skills being used.
- Drawing: with Graphite Pencil on quality drawing paper.
- Construction drawing with both the pencil measuring technique and ruler measuring. Learn to use the grid method with precision, six pencil techniques, complete a drawing of a small landscape in pencil. Major project; Complete an outline drawing of a Frangipani composition with an option to shade afterwards.

Paint and Mix Colour in Your Pyjamas

- Horizontal and Vertical Comparison: Refining your skills to be able to compare angles to a vertical or horizontal line while using the grid method in the final project. An extra skill also being gained here, is the ability to see colour; to be able to compare hues, tints and shades to accurately create the colours you imagine.
- How to set up your area for painting; what equipment and brushes to use and how to use them. Create and learn to use the traditional Colour Wheel, produce a unique Colour Swatch to help you see delicate variations in colour more easily. Learn just three easy techniques for successful colour mixing – saving you years of wastage and experimentation. Introduction to basic colour theory with six commonly used colour schemes.
- Learn six traditional brush strokes to paint a waterfall, trees, grass, clouds, fruit and more.
- Major project; Choose one of three images to draw then transfer onto your canvas. Mix your own colours to match the image and paint onto canvas in a hard-edge semi-abstract style.
- Optional extra project to paint a small realism scene using all six brush strokes learned in the course.

Shade in Your Pyjamas

- Light and shade comparison; refining your ability to compare different levels of light and dark.
- Learning to see values in objects.
- Advice on using a still life set-up for drawing.
- Learn to render the smooth shading technique for both large and small areas and to shade three different tonal changes.
- The value scale, basic theory of light and shade.
- Light and Dark Comparison in grey tones: Learning to compare different levels of light and dark to achieve three dimensional effects.

- Shade various man-made objects using drawings provided as an outline.
- Introduction to the study of drapery
- Major Project: Shade a drawing of a man-made object to create a three-dimensional appearance in graphite pencil on quality paper.

Portraiture In Your Pyjamas

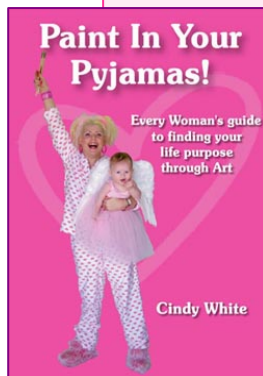
- All four comparison skills required
- Drawing: Charcoal with white conté on grey pastel paper.
- Charcoal techniques, Proportion, Construction Drawing and placement of the facial features for adults, study of the individual facial features. Major Project; Self-portrait or portrait of someone you know, in charcoal and white conté on grey paper using a black and white photograph and mirror as a reference.

Perspective in Your Pyjamas

- Size comparison as well as comparison of angles; learning to refine your proportion skills.
- Drawing: Graphite Pencil on quality drawing paper.
- Introduction to one-point, two-point and three-point perspective, proportion; draw various man-made objects, draw steps in perspective, opening doors and windows. Major project; draw a building step-by-step using three point perspective.

Compose Original Art in Your Pyjamas

- Space comparison; refining your skills for arranging Objects by learning to compare shapes to the areas of space on a page.
- Painting: Acrylic Paints on Canvas.
- Produce an original artwork using a three-step process that can also be used for commissioned art. Learn how to find original ideas then take those ideas from just a thought, into a completed artwork. How to gather and store your very own reference materials to produce copyright free artworks which will allow you to possibly exhibit or sell your art. This process you will be taught can also be used to produce private or corporate commissioned artworks. Major Project; produce an original artwork with your choice of topic in acrylic paint on canvas.



At the end of the 6-unit program, you receive a beautiful certificate of completion.

Simply by enrolling in one of Cindy's courses and upon request, you will also be given a complimentary e-book version of her book 'Paint In Your Pyjamas!'

Discover how to draw, paint and find your life purpose through art.

- Have you been asking yourself, "Who am I and what do I really want out of life?"
- Perhaps you've been selflessly dedicating all your energy to your children or partner to help them fulfill their dreams and goals.
- Maybe you're working hard just to earn a living. But now you feel the time has come to do something for yourself. If so, this book is just for you!

Paint in Your Pyjamas includes:

- The true life stories of women who have changed their lives through learning how to draw and paint.
- A step by step illustrated basic beginners' art course to help you get started with learning how to draw and paint.

To purchase "Paint in Your Pyjamas" in soft cover or e-book, go to <http://paintpj.com/>